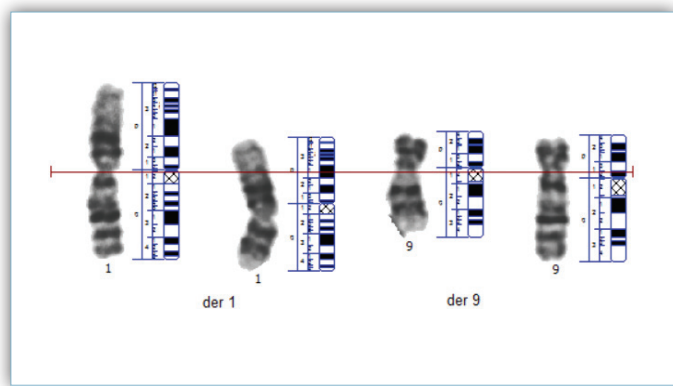
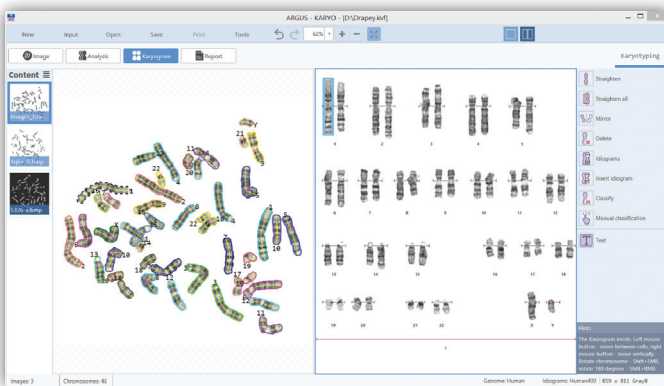
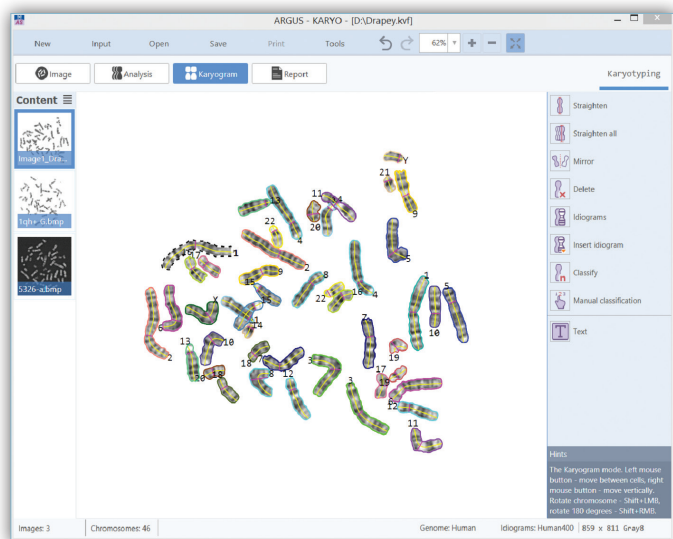


ARGUS – KARYO COMPUTER ASSISTED ANALYZER FOR KARYOTYPING AND FISH

Karyotyping

- Automatic recognition of human chromosomes according to bands and morphology
- Automatic separation of overlapping and touching chromosomes
- Editing karyogram: moving, rotation, straightening of chromosomes
- Pre-installed databases of standard human chromosome idiograms (400, 550 bands resolution).
- Databases of standard chromosome idiograms of mouse, rat, chicken, cattle, sheep, pig
- Ability to create custom databases of ideograms
- Comparison of chromosomes and / or ideograms

- Comparison of homologues from different metaphase plates
- Interactive recognition and karyotyping of animal and plant chromosomes
- Training chromosome classifier by using customer samples.
- Completing multiple fields of view into one image
- Automatic adjustment of the camera settings depending on the quality of the preparation
- Software enhancement of source image quality: sharpening and improving contrast of bends, filling the background
- Drawing graphics and comments on the image and karyogram




ArgusSoft Ltd
190121, Saint-Petersburg
Alexander Blok str.,
5a, office 104



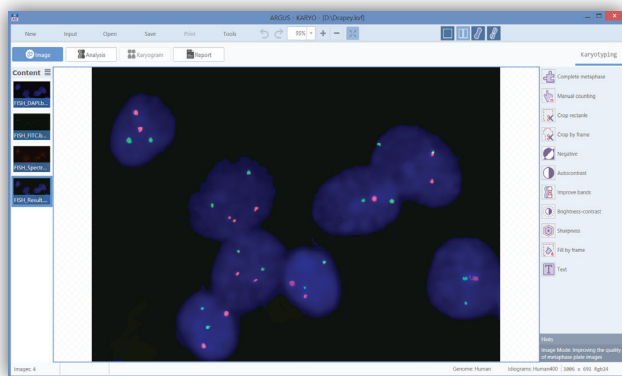
Fax: +7 (812) 448-88-80
Phone: +7 (931) 586-86-46
Site: www.argussoft.org
Email: sales@argussoft.org

ARGUS – KARYO COMPUTER ASSISTED ANALYZER FOR KARYOTYPING AND FISH



Fish analysis

- Automatic obtaining of color-coded composed image from monochrome images obtained from different fluorescent filters
- Ability to work with different sets of fluorescent dyes
- Obtaining the total image from several images with different focus (on live video)
- Saving camera settings for each probe (fluorescent dye)
- Manual Measurements
- Automatic compensation of the difference in focal planes between fluorochroms
- Improved visualization of markers, using set of enhancement filters: brightness, contrast, gamma correction or removal of background, etc.



- Automatic generation of reports for printing analysis results
- Visual Report Designer
- Saving reports in standard formats, compatible with the database of the organization
- Automatic saving of source data and analysis results in one document

Analyzer composition

- microscope
- camera
- computer
- software



Supply and support

- Selecting of components depending on the equipment available at the client's premises
- Highly sensitive cameras with a large exposure times for registration of weak signals
- Installation and commissioning at the customer's side
- Consulting services on work with the software
- Guarantee and post-guarantee support
- Technical and information support
- Discounts on purchase of several versions or older version update.

ArgusSoft Ltd
190121, Saint-Petersburg
Alexander Blok str.,
5a, office 104



Fax: +7 (812) 448-88-80
Phone: +7 (931) 586-86-46
Site: www.argussoft.org
Email: sales@argussoft.org